



REF. GDS **15.00**


# MODEL | GSW315-505

- DEUTZ Diesel engine.
- Water cooling system.
- Internal residential muffler.
- Central lifting point.
- Complete with engine and battery liquids.
- Manual pump oil draining pipe.





MODEL		GSW315	GSW380	GSW460	GSW505	
CODE		SC311TDA	SC381TDA	SC461TDA	SC501TDA	
TECHNICAL FEATURES	PRIME POWER PRP	kVA (kW)	314 (251)	381 (305)	460 (368)	510 (408)
	EMERGENCY POWER LTP	kVA (kW)	330 (264)	412 (330)	529 (423)	560 (448)
	Voltage	Volt	400/230	400/230	400/230	400/230
	Frequency	Hz	50	50	50	50
	Power factor	Cos φ	0,8	0,8	0,8	0,8
	Fuel capacity	Litres	480	480	750	750
	Autonomy ( 100% load PRP)	h	7,4	5,9	7,9	6,9
	Acoustic power	LWA	99	97	99	99
	Acoustic pressure at 7m	dB(A)	74	72	74	74
	Dimensions (LxWxH)	mm	4.000x1.800x2.250	4.000x1.800x2.250	4.000x2.000x2.250	4.000x2.000x2.250
	Weight	kg	3.800	4.000	4.105	5.025
	<b>DIESEL ENGINE</b>	<b>DEUTZ</b>	<b>BF6M 1015C-G1</b>	<b>BF6M 1015CP</b>	<b>BF8M 1015C-G2</b>	<b>BF8M 1015CP</b>
	Cooling system	Type	Water	Water	Water	Water
	Speed	rpm	1.500	1.500	1.500	1.500
	Displacement	c.c.	11.900	11.900	15.900	15.900
	Cylinders and disposition	n° disp.	6 V	6 V	8 V	8 V
	Aspiration	Type	Turbo - Intercooler	Turbo - Intercooler	Turbo - Intercooler	Turbo - Intercooler
	Engine power PRP	kWm	271,2	327,3	391,3	433,9
	Fuel consumption (100% load)	l/h	65,2	81,1	94,6	108,9
	Specific consumption PRP	g/kWh	202	208	203	211
	Engine governor (standard)	Type	Electronic	Electronic	Electronic	Electronic
	<b>SYNCHRONOUS ALTERNATOR</b>	<b>STAMFORD</b>	<b>HCI 444 D</b>	<b>HCI 444 F</b>	<b>HCI 544 D</b>	<b>HCI 544 D</b>
	Insulation	Class	H	H	H	H
	Mechanical degree of protection	Type	IP23	IP23	IP23	IP23
	Voltage regulation	Type	Electronic	Electronic	Electronic	Electronic

TECHNICAL CHARACTERISTICS NOT IMPREGNATIVE RESERVATION OF MODIFICATIONS FOR INNOVATION OF THE PRODUCT

MANUAL CONTROL PANEL (MCP)		GSW315	GSW380	GSW460	GSW505
MANUAL CONTROL PANEL (MCP)	 <p>Manual control panel mounted on the genset, complete with digital control unit BE23 for monitoring, control and protection of the generating set.</p>	<b>Digital instrumentation</b> through BE23 control unit. <ul style="list-style-type: none"> <li>• Generating set voltage (3 phases).</li> <li>• Generating set frequency.</li> <li>• Generating set intensity (3 phases).</li> <li>• Battery voltage.</li> <li>• Power (kVA - kW - kVAR).</li> <li>• Power factor Cos φ.</li> <li>• Hours-counter.</li> <li>• Fuel level (%).</li> <li>• Oil pressure.</li> <li>• Engine temperature.</li> </ul>			
		<b>Commands and others</b> <ul style="list-style-type: none"> <li>• DC supply selector switch.</li> <li>• Push-buttons: start/stop.</li> <li>• Emergency stop button.</li> <li>• Remote starting availability.</li> </ul>			
		<b>Protections with alarm</b> <ul style="list-style-type: none"> <li>• Engine protections: low fuel level, low oil pressure, high engine temperature.</li> <li>• Genset protections: over-frequency, battery voltage out of limits.</li> </ul>			
		<b>Protections with shutdown</b> <ul style="list-style-type: none"> <li>• Engine protections: low fuel level, low oil pressure, high engine temperature.</li> <li>• Genset protections: under/over voltage, over-load, under/over frequency, under/over battery voltage.</li> <li>• Circuit breaker protection: III poles. Supplied in a separate panel.</li> <li>• Differential protection.</li> </ul>			
		<b>Output</b> <ul style="list-style-type: none"> <li>• Power cables connection to terminals board (external).</li> </ul>			

TECHNICAL CHARACTERISTICS NOT IMPREGNATIVE RESERVATION OF MODIFICATIONS FOR INNOVATION OF

AUTOMATIC CONTROL PANEL (ACP)		GSW315	GSW380	GSW460	GSW505
 <p>Automatic control panel mounted on the genset, complete with digital control unit AC01 for monitoring, control and protection of the generating set.</p>	<p><b>Digital instrumentation</b> through AC-01 control unit.</p>	<ul style="list-style-type: none"> <li>• Generating set voltage (3 phases).</li> <li>• Mains voltage.</li> <li>• Generating set frequency.</li> <li>• Generating set current (3 phases).</li> <li>• Battery voltage.</li> <li>• Power (kVA - kW - kVAR).</li> <li>• Power factor Cos φ.</li> <li>• Hours-counter.</li> <li>• Engine speed r.p.m.</li> <li>• Fuel level (%).</li> <li>• Oil pressure.</li> <li>• Engine temperature.</li> </ul>			
	<p><b>Commands and others</b></p>	<ul style="list-style-type: none"> <li>• Selector switch with six positions: Automatic test - Automatic starting - Engine locked - Mains contactor forced - Manual starting - Genset contactor forced.</li> <li>• Push-buttons: start/stop, up/down selection, reset.</li> <li>• Emergency stop button.</li> <li>• Remote starting availability.</li> <li>• Acoustic alarm.</li> <li>• Automatic battery charger.</li> </ul>			
	<p><b>Protections with alarm</b></p>	<ul style="list-style-type: none"> <li>• Engine protections: low fuel level, low oil pressure, high engine temperature.</li> <li>• Genset protections: under/over voltage, overload, under/over frequency, starting failure, under/over battery voltage, battery charger failure.</li> </ul>			
	<p><b>Protections with shutdown</b></p>	<ul style="list-style-type: none"> <li>• Engine protections: low fuel level, low oil pressure, high engine temperature,</li> <li>• Genset protection: under/over voltage, overload, under/over battery voltage, battery charger failure.</li> <li>• Circuit breaker protection: III poles. Supplied in a separate panel.</li> <li>• Differential protection.</li> </ul>			
	<p><b>Output</b></p>	<ul style="list-style-type: none"> <li>• Plinth row for connection from ACP to LTS panel.</li> <li>• Power cables connection to terminals board (external).</li> </ul>			

AUTOMATIC CONTROL PANEL (AMF)		GSW315	GSW380	GSW460	GSW505
 <p>Automatic control panel for automatic starting by Mains failure. Delivered loose from the genset, and complete with digital control unit AC01 for monitoring, control and protection of the generating set.</p>	<p><b>Digital instrumentation</b> through AC-01 control unit.</p>	<ul style="list-style-type: none"> <li>• Generating set voltage (3 phases).</li> <li>• Mains voltage.</li> <li>• Generating set frequency.</li> <li>• Generating set current (3 phases).</li> <li>• Battery voltage.</li> <li>• Power (kVA - kW - kVAR).</li> <li>• Power factor Cos φ.</li> <li>• Hours-counter.</li> <li>• Engine speed r.p.m.</li> <li>• Fuel level (%).</li> <li>• Oil pressure.</li> <li>• Engine temperature.</li> </ul>			
	<p><b>Commands and others</b></p>	<ul style="list-style-type: none"> <li>• Selector switch with six positions: Automatic test - Automatic starting - Engine locked - Mains contactor forced - Manual starting - Genset contactor forced.</li> <li>• Push-buttons: start/stop, up/down selection, reset.</li> <li>• Emergency stop button.</li> <li>• Remote starting availability.</li> <li>• Acoustic alarm.</li> <li>• Automatic battery charger.</li> </ul>			
	<p><b>Change over contactors Mains/Genset</b></p>	IV poles - 500A.	IV poles - 700A.	IV poles - 700A.	IV poles - 1.000A.
	<p><b>Protections with alarm</b></p>	<ul style="list-style-type: none"> <li>• Engine protections: low fuel level, low oil pressure, high engine temperature.</li> <li>• Genset protections: under/over voltage, overload, under/over frequency, starting failure, under/over battery voltage, battery charger failure.</li> </ul>			
	<p><b>Protections with shutdown</b></p>	<ul style="list-style-type: none"> <li>• Engine protections: low fuel level, low oil pressure, high engine temperature,</li> <li>• Genset protection: under/over voltage, overload, under/over battery voltage, battery charger failure.</li> </ul>			
	<p><b>Output</b></p>	<ul style="list-style-type: none"> <li>• Plinth row for connection from pre-wired panel (mounted on the genset) to AMF panel.</li> <li>• Power cables connected to terminals board (internal).</li> </ul>			


**GENSET SUPPLEMENTS (ONLY AVAILABLE WHEN ORDERED)**

GENSET SUPPLEMENTS	
●	APM: PMG FOR STAMFORD ALTERNATOR + MX321 AVR.
●	PMK: PARALLEL KIT FOR SYNCHRONIZING WITH OTHER ALTERNATOR.
●	PWF: PARALLEL KIT FOR SYNCHRONIZING WITH THE MAINS.
●	AFP: AUTOMATIC FUEL TRANSFER PUMP.
●	DCC: DIFFERENT CANOPY COLOUR.
●	LPT: LEAK PROOF TRAY.
●	PHS: COOLANT PREHEATING SYSTEM.

**CONTROL PANEL SUPPLEMENTS (ONLY AVAILABLE WHEN ORDERED)**

CONTROL PANEL SUPPLEMENTS	● <b>SKB: SOCKETS KIT B WITH 5 SOCKETS.</b>	1 x 400V/63A 3P+N+T CE.
		1 x 400V/32A 3P+N+T CE.
		1 x 400V/16A 3P+N+T CE.
		1 x 230V/16A 2P+T CE.
		1 x 230V/16A Schuko.
● <b>TIF: IV POLES CIRCUIT BREAKER INSTEAD OF III POLES.</b>		

**ACCESSORIES**

ACCESSORIES	● <b>LOAD TRANSFER SWITCH PANEL.</b>	<b>GSW315</b>	<b>GSW380</b>	<b>GSW460</b>	<b>GSW505</b>	
	 <p>Load transfer switch panel built in a metal cabinet and supplied loose from the genset.</p>	<b>Change over contactors</b>	IV poles - 500A.	IV poles - 700A.	IV poles - 700A.	IV poles - 1.000A.
		<b>Connections</b>	<ul style="list-style-type: none"> <li>• Plinth row for connection from ACP to LTS panel.</li> <li>• Terminals board for power cables connection (Genset-Mains-Load).</li> </ul>			
		<b>Protections</b>	<ul style="list-style-type: none"> <li>• Contactors mechanically and electrically interlocked.</li> <li>• Emergency stop button.</li> </ul>			
	Automatic control panel + LTS panel measures the Mains voltage and starts automatically the genset within few seconds in case of Mains failure. It transfers immediately the load again to the genset when the Mains voltage returns within the rated values.					
● <b>RCG: REMOTE CONTROL BY GSM KIT</b> (kit for genset management and control by remote PC; communication available by means of RS232 directly to PC or through GSM modem). Available only for automatic versions with <b>ACO1</b> control unit.			